

2019



ASBK.COM.AU f t i y

## Round 3 : The Bend Motorsports Park : April 25 - 28

### AUSTRALIAN SUPERSPORT CHAMPIONSHIP

#### Race 3

Date: 28/04/19  
 Event: R15  
 Weather: Mostly sunny - 18.3C  
 Track: Dry - Temp: 24.0C

Started at: 16:07:21  
 Laps: 8  
 Starters: 18  
 Printed at: 16:26

#### PROVISIONAL CLASSIFICATION

Pos	No	Name	Machine	Laps	Race Time	Behind Leader	Fastest Lap	On Lap	Top Speed
1	27	Nic LIMINTON (SA) / Yamaha Motor Aus / Race Bike Services / Maxima Oils / SBS Brakes / Arai Aust.	Yamaha YZF-R6	8	15:41.585		1:56.736	6	260
2	7	Tom TOPARIS (NSW) / Leda Nutrition / Ganter Constructions / YRD / Landbridge Racing / Motul / Pirelli	Yamaha YZF-R6	8	15:42.234	.649	1:56.802	5	263
3	33	Reid BATTYE (NSW)	Suzuki GSX-R	8	15:46.243	4.658	1:57.169	4	259
4	17	Broc PEARSON (QLD) / City2Surf Locksmiths	Yamaha YZF-R6	8	15:46.599	5.014	1:56.968	4	263
5	51	Avalon BIDDLE (NZ) / Cube Racing / MTF Finance / Yamaha Aus / Pirelli / Ozzy Performance	Yamaha YZF-R6	8	15:52.171	10.586	1:57.091	4	267
6	68	Oli BAYLISS (QLD) / Cube Racing	Yamaha YZF-R6	8	15:56.889	15.304	1:58.283	2	263
7	86	Dallas SKEER (SA) / Penrite Oils / Barry Francis M-c / Suzuki Aust / Ron Angel Classic Racing / Stefs T-port	Suzuki GSX-R	8	15:59.419	17.834	1:59.071	2	258
8	96	Luke MITCHELL (NSW) / JNL Racing	Yamaha YZF-R6	8	15:59.663	18.078	1:58.820	8	260
9	46	Aidan HAYES (NSW) / Hayes Johnston Chartered Accountants / Hayes Electrical / YRD / Sheppards Diesel	Yamaha YZF-R6	8	16:05.192	23.607	1:59.449	3	262
10	22	Zac JOHNSON (VIC) / Rebuilder / Earmold Australia / Savy Civil	Yamaha YZF-R6	8	16:07.784	26.199	1:59.260	4	262
11	82	Chris QUINN (NSW) / Coopers Dry The Channon Tavern / HXR / Addicted to Track / YRD	Yamaha YZF-R6	8	16:09.397	27.812	1:59.911	7	259
12	555	Andrew EDSER (NSW) / Race Art Designs / Penrite Oil	Kawasaki ZX6R	8	16:09.696	28.111	1:59.798	7	262
13	42	Jack PASSFIELD (NSW) / Stay Upright Rider Training / Dmoto / GASD Suspension / KYT Helmets / Knight Designs	Yamaha YZF-R6	8	16:16.194	34.609	2:00.719	4	255
14	61	Rhys BELLING (VIC) / LXI Racing / YRD / Yamaha / The Grinning Dingo / AARK Suspension & Tuning	Yamaha YZF-R6	8	16:19.595	38.010	2:00.152	7	258
15	153	Timothy DONNON (SA) / Liqui Moly	Suzuki GSX-R	8	16:28.899	47.314	2:01.345	4	255
16	31	John QUINN (VIC) / SC Project Oceania / AARK Suspension & Tuning	Triumph 675 R	8	16:33.687	52.102	2:02.501	7	253
17	91	Ben LIEBIG (SA)	Triumph 675 R	8	16:45.780	1:04.195	2:02.884	6	248
18	15	Bronson PICKETT (WA) / Silkolene Oils / M&B Rubbish Disposal / JW Moto Parts / Steves M-cycles Midland	Yamaha YZF-R6	8	16:45.864	1:04.279	2:03.694	4	252

Fastest Lap was 1:56.736 by Nic LIMINTON (SA)

Current race lap record for SS class - 1:55.912 by Tom TOPARIS (NSW) on a Yamaha YZF-R6 set on 27/04/19

The results are provisional until the end of the time limit for protests and appeals.

Chief Timekeeper - Scott Lang

Clerk of Course - Tom Williams



www.computime.com.au

COMPUTIME RACE TIMING SYSTEMS PTY LTD



2019



ASBK.COM.AU f t i y

## Round 3 : The Bend Motorsports Park : April 25 - 28

### AUSTRALIAN SUPERSPORT CHAMPIONSHIP

#### Race 3

Date: 28/04/19  
 Event: R15  
 Weather: Mostly sunny - 18.3C  
 Track: Dry - Temp: 24.0C


Started at: 16:07:21  
 Laps: 8  
 Starters: 18  
 Printed at: 16:26

#### PROVISIONAL LAP TIMES

No	Name	Lap 1	Lap 2	Lap 3	Lap 4	Lap 5	Lap 6	Lap 7	Lap 8
7	Tom TOPARIS (NSW)	2:02.447	1:57.224	1:56.915	1:56.939	<b>1:56.802</b>	1:56.981	1:57.036	1:57.890
15	Bronson PICKETT (WA)	2:10.441	2:05.567	2:03.997	<b>2:03.694</b>	2:04.857	2:07.340	2:05.453	2:04.515
17	Broc PEARSON (QLD)	2:02.249	1:57.664	1:57.735	<b>1:56.968</b>	1:57.311	1:57.661	1:58.286	1:58.725
22	Zac JOHNSON (VIC)	2:05.241	1:59.458	1:59.324	<b>1:59.260</b>	2:00.263	2:01.488	2:01.249	2:01.501
27	Nic LIMINTON (SA)	2:02.145	1:57.091	1:56.977	1:57.050	1:57.648	<b>1:56.736</b>	1:57.028	1:56.910
31	John QUINN (VIC)	2:10.155	2:04.776	2:04.492	2:03.139	2:03.083	2:02.821	<b>2:02.501</b>	2:02.720
33	Reid BATTYE (NSW)	2:01.888	1:57.471	1:57.917	<b>1:57.169</b>	1:58.427	1:57.245	1:57.798	1:58.328
42	Jack PASSFIELD (NSW)	2:07.094	2:01.058	2:00.943	<b>2:00.719</b>	2:00.794	2:01.501	2:01.687	2:02.398
46	Aidan HAYES (NSW)	2:03.818	2:00.186	<b>1:59.449</b>	1:59.572	1:59.845	1:59.774	2:00.188	2:02.360
51	Avalon BIDDLE (NZ)	2:02.953	1:57.220	1:57.717	<b>1:57.091</b>	1:58.639	1:59.066	1:59.182	2:00.303
61	Rhys BELLING (VIC)	2:13.934	2:01.254	2:00.916	2:00.847	2:00.639	2:01.367	<b>2:00.152</b>	2:00.486
68	Oli BAYLISS (QLD)	2:02.818	<b>1:58.283</b>	1:59.054	1:59.008	1:58.819	1:59.054	1:59.636	2:00.217
82	Chris QUINN (NSW)	2:06.665	2:00.790	2:00.747	2:01.113	1:59.994	2:00.032	<b>1:59.911</b>	2:00.145
86	Dallas SKEER (SA)	2:04.467	<b>1:59.071</b>	1:59.327	1:59.522	1:59.397	1:59.318	1:59.235	1:59.082
91	Ben LIEBIG (SA)	2:10.898	2:05.459	2:04.061	2:03.540	2:03.153	<b>2:02.884</b>	2:11.020	2:04.765
96	Luke MITCHELL (NSW)	2:05.619	1:58.905	1:59.128	1:58.912	1:59.448	1:59.371	1:59.460	<b>1:58.820</b>
153	Timothy DONNON (SA)	2:11.195	2:04.125	2:02.230	<b>2:01.345</b>	2:01.494	2:02.863	2:02.991	2:02.656
555	Andrew EDSER (NSW)	2:06.106	2:00.986	2:00.909	2:01.147	2:00.709	1:59.962	<b>1:59.798</b>	2:00.079

The results are provisional until the end of the time limit for protests and appeals.

  
 Chief Timekeeper - Scott Lang

  
 Clerk of Course - Tom Williams



[www.computime.com.au](http://www.computime.com.au)  
 COMPUTIME RACE TIMING SYSTEMS PTY LTD



2019



ASBK.COM.AU f t i y

# Round 3 : The Bend Motorsports Park : April 25 - 28

## AUSTRALIAN SUPERSPORT CHAMPIONSHIP

### Race 3

Date: 28/04/19  
 Event: R15  
 Weather: Mostly sunny - 18.3C  
 Track: Dry - Temp: 24.0C

Started at: 16:07:21  
 Laps: 8  
 Starters: 18  
 Printed at: 16:26

### PROVISIONAL SPLIT TIMES

Lap	Split 1	Split 2	Split 3	Split 4	Lap Time	Spd	Lap	Split 1	Split 2	Split 3	Split 4	Lap Time	Spd
<b>7 Tom TOPARIS (NSW) (2nd)</b>							7	26.603	33.814	30.157	30.675	2:01.249	254
1	30.123	33.109	29.844	29.371	2:02.447	214	8	26.701	34.074	30.144	30.582	2:01.501	255
2	25.877	32.732	<b>29.293</b>	29.322	1:57.224	263							
3	25.558	32.639	29.473	29.245	1:56.915	260							
4	<b>25.411</b>	<b>32.501</b>	29.682	29.345	1:56.939	259							
5	25.508	32.711	29.331	29.252	<b>1:56.802</b>	262							
6	25.433	32.682	29.544	29.322	1:56.981	258							
7	25.477	32.912	29.411	<b>29.236</b>	1:57.036	257							
8	25.637	32.539	29.432	30.282	1:57.890	256							
<b>15 Bronson PICKETT (WA) (18th)</b>							27 Nic LIMINTON (SA) (1st)						
1	32.480	35.251	31.458	31.252	2:10.441	217	1	29.564	32.947	29.903	29.731	2:02.145	216
2	27.082	35.357	31.670	31.458	2:05.567	250	2	25.584	32.445	29.539	29.523	1:57.091	260
3	27.035	34.441	31.261	31.260	2:03.997	249	3	<b>25.444</b>	<b>32.300</b>	29.642	29.591	1:56.977	257
4	<b>26.986</b>	<b>34.436</b>	<b>31.171</b>	31.101	<b>2:03.694</b>	250	4	25.493	32.473	29.638	29.446	1:57.050	255
5	27.233	35.124	31.240	31.260	2:04.857	248	5	26.134	32.463	29.646	29.405	1:57.648	257
6	27.013	35.973	32.332	32.022	2:07.340	247	6	25.537	32.457	<b>29.451</b>	<b>29.291</b>	<b>1:56.736</b>	260
7	27.751	35.370	31.335	30.997	2:05.453	244	7	25.543	32.609	29.550	29.326	1:57.028	258
8	27.183	35.094	31.546	<b>30.692</b>	2:04.515	252	8	25.449	32.472	29.555	29.434	1:56.910	260
<b>17 Broc PEARSON (QLD) (4th)</b>							31 John QUINN (VIC) (16th)						
1	29.752	33.068	29.918	29.511	2:02.249	217	1	32.149	35.074	31.601	31.331	2:10.155	222
2	25.805	32.806	29.696	<b>29.357</b>	1:57.664	257	2	27.179	35.366	31.224	31.007	2:04.776	251
3	25.606	<b>32.727</b>	29.864	29.538	1:57.735	263	3	27.012	35.148	31.289	31.043	2:04.492	252
4	25.560	32.840	<b>29.175</b>	29.393	<b>1:56.968</b>	261	4	26.699	34.593	30.974	30.873	2:03.139	253
5	<b>25.354</b>	32.739	29.722	29.496	1:57.311	261	5	26.741	34.528	31.102	30.712	2:03.083	252
6	25.376	32.855	29.617	29.813	1:57.661	260	6	26.938	<b>34.398</b>	<b>30.751</b>	30.734	2:02.821	251
7	25.509	33.146	29.761	29.870	1:58.286	257	7	<b>26.516</b>	34.449	30.815	30.721	<b>2:02.501</b>	251
8	25.662	33.170	30.061	29.832	1:58.725	258	8	26.561	34.538	30.941	<b>30.680</b>	2:02.720	252
<b>22 Zac JOHNSON (VIC) (10th)</b>							33 Reid BATTYE (NSW) (3rd)						
1	31.146	33.424	30.031	30.640	2:05.241	224	1	29.467	32.928	29.829	29.664	2:01.888	214
2	26.124	33.477	29.931	<b>29.926</b>	1:59.458	258	2	26.053	<b>32.404</b>	29.616	29.398	1:57.471	250
3	<b>26.069</b>	33.448	<b>29.818</b>	29.989	1:59.324	262	3	26.408	32.565	29.613	<b>29.331</b>	1:57.917	259
4	26.082	<b>33.180</b>	29.886	30.112	<b>1:59.260</b>	261	4	25.787	32.548	<b>29.393</b>	29.441	<b>1:57.169</b>	254
5	26.416	33.306	30.187	30.354	2:00.263	259	5	26.687	32.575	29.605	29.560	1:58.427	252
6	26.409	34.076	30.416	30.587	2:01.488	259	6	25.752	32.511	29.494	29.488	1:57.245	255
							7	<b>25.646</b>	32.588	29.943	29.621	1:57.798	255
							8	25.945	32.901	29.892	29.590	1:58.328	257
							42 Jack PASSFIELD (NSW) (13th)						
							1	32.015	34.226	30.522	<b>30.331</b>	2:07.094	220
							2	26.363	33.833	30.459	30.403	2:01.058	254
							3	26.312	<b>33.609</b>	30.656	30.366	2:00.943	255

*Scott Lang*  
 Chief Timekeeper - Scott Lang

*Tom Williams*  
 Clerk of Course - Tom Williams



2019



ASBK.COM.AU f t i y

**Round 3 : The Bend Motorsports Park : April 25 - 28**

**AUSTRALIAN SUPERSPORT CHAMPIONSHIP**

**Race 3**

Date: 28/04/19  
 Event: R15  
 Weather: Mostly sunny - 18.3C  
 Track: Dry - Temp: 24.0C

Started at: 16:07:21  
 Laps: 8  
 Starters: 18  
 Printed at: 16:26

**PROVISIONAL SPLIT TIMES**

Lap	Split 1	Split 2	Split 3	Split 4	Lap Time	Spd	Lap	Split 1	Split 2	Split 3	Split 4	Lap Time	Spd
4	26.349	33.663	<b>30.336</b>	30.371	<b>2:00.719</b>	254	1	29.924	33.059	30.203	<b>29.632</b>	2:02.818	222
5	26.318	33.630	30.489	30.357	2:00.794	255	2	26.082	<b>32.520</b>	29.847	29.834	<b>1:58.283</b>	263
6	<b>26.280</b>	33.847	30.784	30.590	2:01.501	254	3	26.093	32.989	29.871	30.101	1:59.054	260
7	26.615	33.857	30.731	30.484	2:01.687	249	4	25.970	33.052	29.989	29.997	1:59.008	258
8	26.487	34.101	30.954	30.856	2:02.398	252	5	25.905	33.335	<b>29.725</b>	29.854	1:58.819	255
							6	<b>25.892</b>	33.242	29.858	30.062	1:59.054	257
							7	26.106	33.378	30.081	30.071	1:59.636	256
<b>46 Aidan HAYES (NSW) (9th)</b>							8	26.001	33.434	30.235	30.547	2:00.217	256
1	30.740	33.297	<b>29.854</b>	29.927	2:03.818	216							
2	26.146	33.215	30.452	30.373	2:00.186	260							
3	26.086	33.288	30.034	30.041	<b>1:59.449</b>	261	<b>82 Chris QUINN (NSW) (11th)</b>						
4	<b>25.939</b>	33.204	30.309	30.120	1:59.572	258	1	31.702	34.125	30.585	30.253	2:06.665	219
5	26.275	<b>32.879</b>	30.766	<b>29.925</b>	1:59.845	262	2	26.130	33.598	30.784	30.278	2:00.790	257
6	26.104	33.194	30.288	30.188	1:59.774	260	3	26.412	33.588	30.807	<b>29.940</b>	2:00.747	257
7	26.368	33.242	30.195	30.383	2:00.188	258	4	26.523	33.919	30.449	30.222	2:01.113	259
8	26.484	33.454	30.761	31.661	2:02.360	258	5	26.178	<b>33.217</b>	30.390	30.209	1:59.994	258
							6	26.104	33.396	30.301	30.231	2:00.032	254
<b>51 Avalon BIDDLE (NZ) (5th)</b>							7	<b>26.068</b>	33.259	<b>30.282</b>	30.302	<b>1:59.911</b>	254
1	30.285	33.078	30.083	29.507	2:02.953	223	8	26.142	33.427	30.433	30.143	2:00.145	255
2	<b>25.545</b>	32.737	29.577	29.361	1:57.220	267							
3	25.829	<b>32.536</b>	29.761	29.591	1:57.717	267	<b>86 Dallas SKEER (SA) (7th)</b>						
4	25.635	32.716	<b>29.490</b>	<b>29.250</b>	<b>1:57.091</b>	265	1	30.553	33.643	30.343	29.928	2:04.467	220
5	25.845	32.694	29.965	30.135	1:58.639	265	2	<b>25.938</b>	33.027	30.047	30.059	<b>1:59.071</b>	258
6	26.250	32.930	30.031	29.855	1:59.066	263	3	26.078	33.095	30.153	30.001	1:59.327	255
7	25.984	32.990	30.275	29.933	1:59.182	260	4	26.020	33.294	30.147	30.061	1:59.522	254
8	26.333	33.429	30.337	30.204	2:00.303	259	5	26.059	33.295	30.086	29.957	1:59.397	255
							6	26.176	33.186	<b>30.015</b>	29.941	1:59.318	255
<b>61 Rhys BELLING (VIC) (14th)</b>							7	26.162	33.180	30.093	<b>29.800</b>	1:59.235	255
1	39.741	33.665	30.381	30.147	2:13.934	175	8	26.070	<b>32.975</b>	30.195	29.842	1:59.082	255
2	26.305	33.642	30.831	30.476	2:01.254	255							
3	26.793	33.515	<b>30.225</b>	30.383	2:00.916	258	<b>91 Ben LIEBIG (SA) (17th)</b>						
4	26.330	33.813	30.516	30.188	2:00.847	252	1	32.469	35.527	31.522	31.380	2:10.898	216
5	26.404	33.609	30.489	<b>30.137</b>	2:00.639	254	2	27.618	35.121	31.617	31.103	2:05.459	245
6	26.439	33.841	30.698	30.389	2:01.367	252	3	27.058	34.797	31.175	31.031	2:04.061	247
7	<b>26.144</b>	<b>33.410</b>	30.397	30.201	<b>2:00.152</b>	253	4	27.088	34.487	31.118	30.847	2:03.540	245
8	26.148	33.736	30.316	30.286	2:00.486	254	5	<b>26.610</b>	34.948	30.981	<b>30.614</b>	2:03.153	248
							6	26.825	<b>34.428</b>	<b>30.876</b>	30.755	<b>2:02.884</b>	243
<b>68 Oli BAYLISS (QLD) (6th)</b>							7	27.324	41.132	31.559	31.005	2:11.020	243

*Scott Lang*  
 Chief Timekeeper - Scott Lang

*Tom Williams*  
 Clerk of Course - Tom Williams



[www.computime.com.au](http://www.computime.com.au)  
**COMPUTIME RACE TIMING SYSTEMS PTY LTD**



2019



ASBK.COM.AU f t i y

**Round 3 : The Bend Motorsports Park : April 25 - 28**

**AUSTRALIAN SUPERSPORT CHAMPIONSHIP**

**Race 3**

Date: 28/04/19  
 Event: R15  
 Weather: Mostly sunny - 18.3C  
 Track: Dry - Temp: 24.0C

Started at: 16:07:21  
 Laps: 8  
 Starters: 18  
 Printed at: 16:26

**PROVISIONAL SPLIT TIMES**

Lap	Split 1	Split 2	Split 3	Split 4	Lap Time	Spd	Lap	Split 1	Split 2	Split 3	Split 4	Lap Time	Spd
8	27.165	34.968	31.423	31.209	2:04.765	243	5	<b>26.426</b>	<b>33.744</b>	30.762	30.562	2:01.494	253
							6	26.584	34.013	31.421	30.845	2:02.863	253
							7	26.689	33.917	31.003	31.382	2:02.991	251
							8	26.521	34.004	31.108	31.023	2:02.656	251
<b>96 Luke MITCHELL (NSW) (8th)</b>													
1	31.597	33.694	<b>29.861</b>	30.467	2:05.619	216							
2	<b>25.903</b>	33.062	30.001	29.939	1:58.905	259							
3	26.372	<b>32.876</b>	29.966	29.914	1:59.128	258							
4	26.023	33.083	29.995	29.811	1:58.912	260							
5	26.077	32.922	30.549	29.900	1:59.448	260							
6	26.090	33.394	30.077	29.810	1:59.371	259							
7	26.025	33.559	29.940	29.936	1:59.460	255							
8	26.014	33.074	30.017	<b>29.715</b>	<b>1:58.820</b>	256							
<b>555 Andrew EDSER (NSW) (12th)</b>													
1	31.267	34.322	30.470	30.047	2:06.106	226							
2	26.053	34.082	30.669	30.182	2:00.986	262							
3	26.228	33.995	30.607	30.079	2:00.909	257							
4	26.520	33.895	30.390	30.342	2:01.147	255							
5	26.488	33.738	30.168	30.315	2:00.709	254							
6	26.052	<b>33.535</b>	30.215	30.160	1:59.962	256							
7	26.010	33.553	30.195	<b>30.040</b>	<b>1:59.798</b>	254							
8	<b>25.997</b>	33.660	<b>30.160</b>	30.262	2:00.079	254							
<b>153 Timothy DONNON (SA) (15th)</b>													
1	32.786	35.171	31.780	31.458	2:11.195	217							
2	26.676	35.148	31.305	30.996	2:04.125	255							
3	26.967	34.114	30.736	<b>30.413</b>	2:02.230	254							
4	26.566	33.824	<b>30.416</b>	30.539	<b>2:01.345</b>	252							

The results are provisional until the end of the time limit for protests and appeals.

*Scott Lang*  
 Chief Timekeeper - Scott Lang

*Tom Williams*  
 Clerk of Course - Tom Williams



[www.computime.com.au](http://www.computime.com.au)  
**COMPUTIME RACE TIMING SYSTEMS PTY LTD**



2019



ASBK.COM.AU f t i y

# Round 3 : The Bend Motorsports Park : April 25 - 28

## AUSTRALIAN SUPERSPORT CHAMPIONSHIP

### Race 3


Date: 28/04/19  
Event: R15  
Weather: Mostly sunny - 18.3C  
Track: Dry - Temp: 24.0C


Started at: 16:07:21  
Laps: 8  
Starters: 18  
Printed at: 16:26

### PROVISIONAL FASTEST LAPS SEQUENCE

Lap	Race Pos	No	Name	Machine	Fastest Lap	On Lap
1	1	33	Reid BATTYE (NSW)	Suzuki GSX-R	2:01.888	1
2	1	27	Nic LIMINTON (SA)	Yamaha YZF-R6	1:57.091	2
3	1	27	Nic LIMINTON (SA)	Yamaha YZF-R6	1:56.977	3
3	2	7	Tom TOPARIS (NSW)	Yamaha YZF-R6	1:56.915	3
5	1	7	Tom TOPARIS (NSW)	Yamaha YZF-R6	1:56.802	5
6	2	27	Nic LIMINTON (SA)	Yamaha YZF-R6	1:56.736	6

The results are provisional until the end of the time limit for protests and appeals.

  
Chief Timekeeper - Scott Lang

  
Clerk of Course - Tom Williams



www.computime.com.au  
COMPUTIME RACE TIMING SYSTEMS PTY LTD



2019



ASBK.COM.AU f t i y

**Round 3 : The Bend Motorsports Park : April 25 - 28**  
**AUSTRALIAN SUPERSPORT CHAMPIONSHIP**

**Race 3**

Date: 28/04/19  
 Event: R15  
 Weather: Mostly sunny - 18.3C  
 Track: Dry - Temp: 24.0C

Started at: 16:07:21  
 Laps: 8  
 Starters: 18  
 Printed at: 16:26

**PROVISIONAL LAP SHEET**

No	Lap Time	Gap	No	Lap Time	Gap	No	Lap Time	Gap	No	Lap Time	Gap	No	Lap Time	Gap						
<b>Lap 1</b>			555	2:00.986	7.856	33	1:57.169	1.182	153	2:01.494	30.062	86	1:59.235	15.993	96	1:59.460	16.499	46	2:00.188	18.488
33	2:01.888		82	2:00.790	8.219	17	1:56.968	1.353	31	2:03.083	35.318	91	2:03.153	36.784	15	2:04.857	38.229	22	2:01.249	21.939
27	2:02.145	.257	42	2:01.058	8.916	51	1:57.091	1.718	68	1:59.008	5.900	86	1:59.522	9.124	96	1:59.911	24.908	555	1:59.798	25.273
17	2:02.249	.361	31	2:04.776	15.695	68	1:59.008	5.900	46	1:59.572	9.762	7	1:56.981		42	2:01.687	29.452	61	2:00.152	34.765
7	2:02.447	.559	61	2:01.254	15.952	86	1:59.522	9.124	22	1:59.260	10.020	27	1:56.736	.339	153	2:02.991	41.899	31	2:02.501	46.623
68	2:02.818	.930	153	2:04.125	16.084	96	1:58.912	9.301	46	1:59.572	9.762	17	1:57.661	2.280	51	1:59.066	5.378	91	2:11.020	56.671
51	2:02.953	1.065	15	2:05.567	16.772	46	1:59.572	9.762	22	1:59.260	10.020	33	1:57.245	2.809	68	1:59.054	9.728	15	2:05.453	57.005
46	2:03.818	1.930	91	2:05.459	17.121	22	1:59.260	10.020	555	2:01.147	15.885	17	1:57.661	2.280	86	1:59.318	13.794	27	1:56.910	.649
86	2:04.467	2.579	<b>Lap 3</b>			82	2:01.113	16.052	33	1:57.245	2.809	31	2:02.501	46.623	91	2:11.020	56.671			
22	2:05.241	3.353	27	1:56.977		42	2:00.719	16.551	51	1:59.066	5.378	91	2:11.020	56.671	15	2:05.453	57.005			
96	2:05.619	3.731	7	1:56.915	.373	61	2:00.847	23.688	68	1:59.054	9.728	15	2:05.453	57.005						
555	2:06.106	4.218	33	1:57.917	1.063	153	2:01.345	25.632	86	1:59.318	13.794	<b>Lap 8</b>								
82	2:06.665	4.777	17	1:57.735	1.435	31	2:03.139	29.299	96	1:59.371	14.075	27	1:56.910		7	1:57.890	.649			
42	2:07.094	5.206	51	1:57.717	1.677	15	2:03.694	30.436	46	1:59.774	15.336	7	1:57.890	.649	33	1:58.328	4.658			
31	2:10.155	8.267	68	1:59.054	3.942	91	2:03.540	30.695	22	2:01.488	17.726	82	2:00.032	22.033	17	1:58.725	5.014			
15	2:10.441	8.553	86	1:59.327	6.652	<b>Lap 5</b>			555	1:59.962	22.511	17	1:58.725	5.014	51	2:00.303	10.586			
91	2:10.898	9.010	46	1:59.449	7.240	7	1:56.802		42	2:01.501	24.801	42	2:01.501	24.801	51	2:00.303	10.586			
153	2:11.195	9.307	96	1:59.128	7.439	27	1:57.648	.584	61	2:01.367	31.649	61	2:01.367	31.649	68	2:00.217	15.304			
61	2:13.934	12.046	22	1:59.324	7.810	17	1:57.311	1.600	82	2:00.032	22.033	82	2:00.032	22.033	86	1:59.082	17.834			
<b>Lap 2</b>			555	2:00.909	11.788	33	1:58.427	2.545	153	2:02.863	35.944	555	1:59.962	22.511	96	1:58.820	18.078			
27	1:57.091		82	2:00.747	11.989	51	1:58.639	3.293	31	2:02.821	41.158	42	2:01.501	24.801	46	2:02.360	23.607			
33	1:57.471	.123	42	2:00.943	12.882	68	1:58.819	7.655	91	2:02.884	42.687	61	2:01.367	31.649	22	2:01.501	26.199			
7	1:57.224	.435	61	2:00.916	19.891	86	1:59.397	11.457	15	2:07.340	48.588	82	2:00.145	27.812	82	2:00.145	27.812			
17	1:57.664	.677	153	2:02.230	21.337	96	1:59.448	11.685	<b>Lap 7</b>			555	2:00.079	28.111	42	2:02.398	34.609			
51	1:57.220	.937	31	2:04.492	23.210	46	1:59.448	11.685	7	1:57.036		42	2:02.398	34.609	61	2:00.486	38.010			
68	1:58.283	1.865	15	2:03.997	23.792	22	2:00.263	13.219	27	1:57.028	.331	61	2:00.486	38.010	153	2:02.656	47.314			
86	1:59.071	4.302	91	2:04.061	24.205	82	1:59.994	18.982	17	1:58.286	3.530	153	2:02.656	47.314	31	2:02.720	52.102			
46	2:00.186	4.768	<b>Lap 4</b>			555	2:00.709	19.530	33	1:57.798	3.571	31	2:02.720	52.102	91	2:04.765	1:04.19			
96	1:58.905	5.288	27	1:57.050		42	2:00.794	20.281	51	1:59.182	7.524	91	2:04.765	1:04.19	15	2:04.515	1:04.27			
22	1:59.458	5.463	7	1:56.939	.262	61	2:00.639	27.263	68	1:59.636	12.328	15	2:04.515	1:04.27						

The results are provisional until the end of the time limit for protests and appeals.

*Scott Lang*  
 Chief Timekeeper - Scott Lang

*Tom Williams*  
 Clerk of Course - Tom Williams



[www.computime.com.au](http://www.computime.com.au)  
**COMPUTIME RACE TIMING SYSTEMS PTY LTD**



2019



ASBK.COM.AU f t i y

# Round 3 : The Bend Motorsports Park : April 25 - 28

## AUSTRALIAN SUPERSPORT CHAMPIONSHIP

### Race 3

Date: 28/04/19  
Event: R15  
Weather: Mostly sunny - 18.3C  
Track: Dry - Temp: 24.0C

Started at: 16:07:21  
Laps: 8  
Starters: 18  
Printed at: 16:26

### PROVISIONAL LAP CHART

Grid	1	2	3	4	5	6	7	8
7	33	27	27	27	7	7	7	27
27	27	33	7	7	27	27	27	7
17	17	7	33	33	17	17	17	33
33	7	17	17	17	33	33	33	17
96	68	51	51	51	51	51	51	51
46	51	68	68	68	68	68	68	68
68	46	86	86	86	86	86	86	86
51	86	46	46	96	96	96	96	96
86	22	96	96	46	46	46	46	46
22	96	22	22	22	22	22	22	22
82	555	555	555	555	82	82	82	82
61	82	82	82	82	555	555	555	555
153	42	42	42	42	42	42	42	42
555	31	31	61	61	61	61	61	61
91	15	61	153	153	153	153	153	153
42	91	153	31	31	31	31	31	31
31	153	15	15	15	91	91	91	91
15	61	91	91	91	15	15	15	15

The results are provisional until the end of the time limit for protests and appeals.

Chief Timekeeper - Scott Lang

Clerk of Course - Tom Williams



www.computime.com.au  
COMPUTIME RACE TIMING SYSTEMS PTY LTD





2019



ASBK.COM.AU f t i y

**Round 3 : The Bend Motorsports Park : April 25 - 28**  
**AUSTRALIAN SUPERSPORT CHAMPIONSHIP**

**Race 3**

Date: 28/04/19  
 Event: R15  
 Weather: Mostly sunny - 18.3C  
 Track: Dry - Temp: 24.0C

Started at: 16:07:21  
 Laps: 8  
 Starters: 18  
 Printed at: 16:26

**PROVISIONAL BEST PARTIAL TIMES**

Pos	Split 1		Split 2		Split 3		Split 4		LAP		Ideal	Fastest
	Name	Time	Name	Time	Name	Time	Name	Time	Name	Time		
1	B. PEARSON	25.354	N. LIMINTON	32.300	B. PEARSON	29.175	T. TOPARIS	29.236	T. TOPARIS	1:56.441	1:56.802	
2	T. TOPARIS	25.411	R. BATTYE	32.404	T. TOPARIS	29.293	A. BIDDLE	29.250	N. LIMINTON	1:56.486	1:56.736	
3	N. LIMINTON	25.444	T. TOPARIS	32.501	R. BATTYE	29.393	N. LIMINTON	29.291	B. PEARSON	1:56.613	1:56.968	
4	A. BIDDLE	25.545	O. BAYLISS	32.520	N. LIMINTON	29.451	R. BATTYE	29.331	R. BATTYE	1:56.774	1:57.169	
5	R. BATTYE	25.646	A. BIDDLE	32.536	A. BIDDLE	29.490	B. PEARSON	29.357	A. BIDDLE	1:56.821	1:57.091	
6	O. BAYLISS	25.892	B. PEARSON	32.727	O. BAYLISS	29.725	O. BAYLISS	29.632	O. BAYLISS	1:57.769	1:58.283	
7	L. MITCHELL	25.903	L. MITCHELL	32.876	Z. JOHNSON	29.818	L. MITCHELL	29.715	L. MITCHELL	1:58.355	1:58.820	
8	D. SKEER	25.938	A. HAYES	32.879	A. HAYES	29.854	D. SKEER	29.800	A. HAYES	1:58.597	1:59.449	
9	A. HAYES	25.939	D. SKEER	32.975	L. MITCHELL	29.861	A. HAYES	29.925	D. SKEER	1:58.728	1:59.071	
10	A. EDSER	25.997	Z. JOHNSON	33.180	D. SKEER	30.015	Z. JOHNSON	29.926	Z. JOHNSON	1:58.993	1:59.260	
11	C. QUINN	26.068	C. QUINN	33.217	A. EDSER	30.160	C. QUINN	29.940	C. QUINN	1:59.507	1:59.911	
12	Z. JOHNSON	26.069	R. BELLING	33.410	R. BELLING	30.225	A. EDSER	30.040	A. EDSER	1:59.732	1:59.798	
13	R. BELLING	26.144	A. EDSER	33.535	C. QUINN	30.282	R. BELLING	30.137	R. BELLING	1:59.916	2:00.152	
14	J. PASSFIELD	26.280	J. PASSFIELD	33.609	J. PASSFIELD	30.336	J. PASSFIELD	30.331	J. PASSFIELD	2:00.556	2:00.719	
15	T. DONNON	26.426	T. DONNON	33.744	T. DONNON	30.416	T. DONNON	30.413	T. DONNON	2:00.999	2:01.345	
16	J. QUINN	26.516	J. QUINN	34.398	J. QUINN	30.751	B. LIEBIG	30.614	J. QUINN	2:02.345	2:02.501	
17	B. LIEBIG	26.610	B. LIEBIG	34.428	B. LIEBIG	30.876	J. QUINN	30.680	B. LIEBIG	2:02.528	2:02.884	
18	B. PICKETT	26.986	B. PICKETT	34.436	B. PICKETT	31.171	B. PICKETT	30.692	B. PICKETT	2:03.285	2:03.694	

The results are provisional until the end of the time limit for protests and appeals.

*Scott Lang*  
 Chief Timekeeper - Scott Lang

*Tom Williams*  
 Clerk of Course - Tom Williams



[www.computime.com.au](http://www.computime.com.au)  
**COMPUTIME RACE TIMING SYSTEMS PTY LTD**



2019



ASBK.COM.AU f t i y


# Round 3 : The Bend Motorsports Park : April 25 - 28

## AUSTRALIAN SUPERSPORT CHAMPIONSHIP PROVISIONAL ROUND POINTS

### AUSTRALIAN SUPERSPORT CHAMPIONSHIP

Pos	No	Name	Rnd 3	Rnd 3	Rnd 3	Rnd 3	Total
			Pole	Race 1	Race 2	Race 3	
1	7	Tom TOPARIS	1	25	25	20	71
2	27	Nic LIMINTON		20	20	25	65
3	33	Reid BATTYE		17	18	18	53
4	17	Broc PEARSON		18	17	17	52
5	86	Dallas SKEER		16	16	14	46
6	96	Luke MITCHELL		15	15	13	43
7	51	Avalon BIDDLE		12	14	16	42
8	68	Oliver BAYLISS		14	12	15	41
9	22	Zac JOHNSON		13	13	11	37
10	555	Andrew EDSER		10	11	9	30
11	46	Aidan HAYES		11	6	12	29
12	82	Chris QUINN		9	10	10	29
13	42	Jack PASSFIELD		8	7	8	23
14	61	Rhys BELLING		5	9	7	21
15	153	Timothy DONNON		7	8	6	21
16	91	Ben LIEBIG		6	4	4	14
17	15	Bronson PICKETT		4	5	3	12
18	31	John QUINN		3	3	5	11

  
Chief Timekeeper - Scott Lang

  
Clerk of Course - Tom Williams



[www.computime.com.au](http://www.computime.com.au)  
COMPUTIME RACE TIMING SYSTEMS PTY LTD



2019



ASBK.COM.AU f t i y

## Round 3 : The Bend Motorsports Park : April 25 - 28

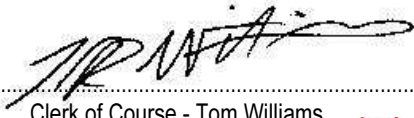
### AUSTRALIAN SUPERSPORT CHAMPIONSHIP PROVISIONAL PROGRESSIVE SERIES POINTS

#### AUSTRALIAN SUPERSPORT CHAMPIONSHIP

Pos	No	Name	Rnd 1	Rnd 2	Rnd 3	Rnd 3	Rnd 3	Rnd 3	Total
			WSB K	W/fld	Pole	Race 1	Race 2	Race 3	
1	7	Tom TOPARIS	76	51	1	25	25	20	198
2	27	Nic LIMINTON	60	32		20	20	25	157
3	17	Broc PEARSON	49	40		18	17	17	141
4	68	Oliver BAYLISS	52	35		14	12	15	128
5	33	Reid BATTYE	39	35		17	18	18	127
6	46	Aidan HAYES	44	29		11	6	12	102
7	86	Dallas SKEER	14	27		16	16	14	87
8	61	Rhys BELLING	25	24		5	9	7	70
9	96	Luke MITCHELL	22			15	15	13	65
10	42	Jack PASSFIELD	29	9		8	7	8	61
11	85	Ty LYNCH	43	15					58
12	82	Chris QUINN	15	12		9	10	10	56
13	31	John QUINN	24	20		3	3	5	55
14	50	Callum SPRIGGS	49						49
15	555	Andrew EDSER	7	11		10	11	9	48
16	51	Avalon BIDDLE				12	14	16	42
17	22	Zac JOHNSON				13	13	11	37
18	39	Scott NICHOLSON	31						31
19	32	Dylan WHITESIDE	26						26
20	54	Samuel LAMBERT	12	10					22
21	153	Timothy DONNON				7	8	6	21
22	91	Ben LIEBIG				6	4	4	14
23	69	Matt CRANMER	13						13
24	88	Luke SANDERS	13						13
25	15	Bronson PICKETT				4	5	3	12
26	21	Daniel LEONARD	5						5
27	55	Oscar DAVISON	1						1



Chief Timekeeper - Scott Lang



Clerk of Course - Tom Williams



[www.computime.com.au](http://www.computime.com.au)  
COMPUTIME RACE TIMING SYSTEMS PTY LTD



2019



ASBK.COM.AU f t i y

# Round 3 : The Bend Motorsports Park : April 25 - 28

## AUSTRALIAN SUPERSPORT CHAMPIONSHIP

### Race 3

Date: 28/04/19  
Event: R15  
Weather: Mostly sunny - 18.3C  
Track: Dry - Temp: 24.0C


Started at: 16:07:21  
Laps: 8  
Starters: 18  
Printed at: 16:26

### PROVISIONAL RACE INFORMATION

Time	Description
15:55:10	PIT EXIT OPEN FOR 3 MINS - CLOSSES 3:58pm
15:58:06	PIT EXIT CLOSED - BIKES ON GRID - WARM UP LAP AT 4:03pm
16:04:26	WARM UP LAP STARTED
16:07:21	Event Start
16:13:32	NO JUMP STARTS
16:23:03	Chequered Flag
16:24:17	Event Finish

The results are provisional until the end of the time limit for protests and appeals.

  
Chief Timekeeper - Scott Lang

  
Clerk of Course - Tom Williams



[www.computime.com.au](http://www.computime.com.au)  
COMPUTIME RACE TIMING SYSTEMS PTY LTD

